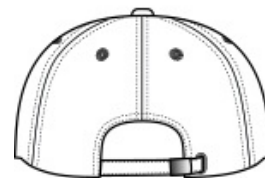




- Fabric: 65/35 poly/cotton
- Structure: Structured
- Profile: Mid
- Closure: Self-fabric adjustable slide closure with brushed nickel buckle and grommet



front



back









HOW TO MEASURE

HATS
Measure the circumference around the head, above the eyebrow and at the widest part of the head. Divide number by 3.14 for hat size.

SIZE CHART

	OSFA
Hat Size	6 5/8- 8
Head Size	20 7/8- 25 1/8

COLOR INFORMATION

							
Black PMS NTR BLACK C	Burgundy PMS 7428C	Navy PMS 7547C	Red PMS 201C	Royal PMS 7687C	Steel Grey	Stone	White