

Port Authority® Ladies 3/4-Sleeve Easy Care Shirt. L612



This comfortable wash-and-wear shirt is indispensable for the workday. Wrinkle resistance makes this shirt a cut above the competition so you and your staff can be, too.

- 4.5-ounce, 55/45 cotton/poly
- Traditional, relaxed look
- Open collar
- Dyed-to-match buttons

CARE INSTRUCTIONS

Machine wash with like colors only. Non-chlorine bleach when needed. Tumble dry low. Warm iron, if necessary.

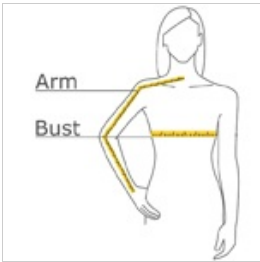


front



back

HOW TO MEASURE



BUST

Measure under the arm and around the fullest part of the bust with arms down, keeping tape horizontal.









ARM

Place hand on hip. Start at the center of the back of the neck and measure across the shoulder, to the elbow, and then down to the wrist.

SIZE CHART

	3XL	4XL	S	M	L	XL	XS	XXL
Size	24/26	28/30	4/6	8/10	12/14	16/18	2	20/22
Bust	48-51	52-55	35-36	37-38	39-41	42-44	32-34	45-47
Arm	33 3/8 - 33 3/4	33 3/4 - 34 1/2	30 3/4 - 31 1/2	31 1/2 - 32	32 - 32 1/2	32 1/2 - 33	30 - 30 3/4	33 - 33 3/8

COLOR INFORMATION

							
Black PMS NTR BLACK C	Burgundy PMS 7428C	Light Blue PMS 7451C	Mediterranean Blue PMS 2118C	Navy PMS 533C	Red PMS 187C	Royal PMS 3597C	White